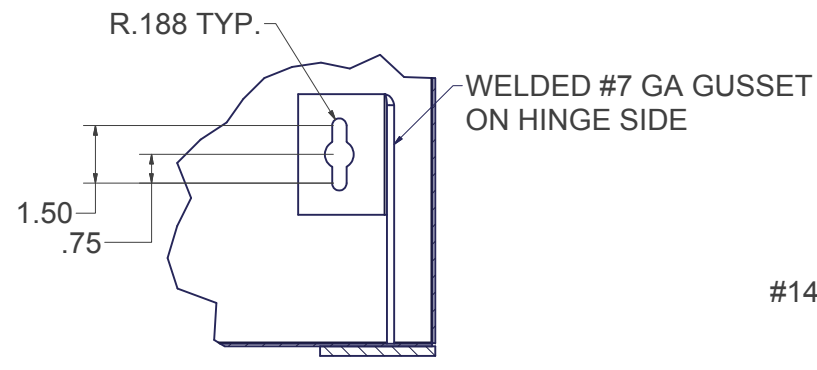
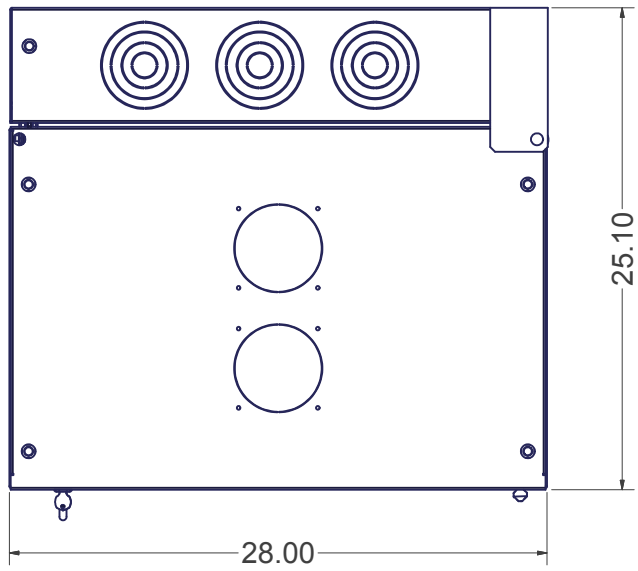
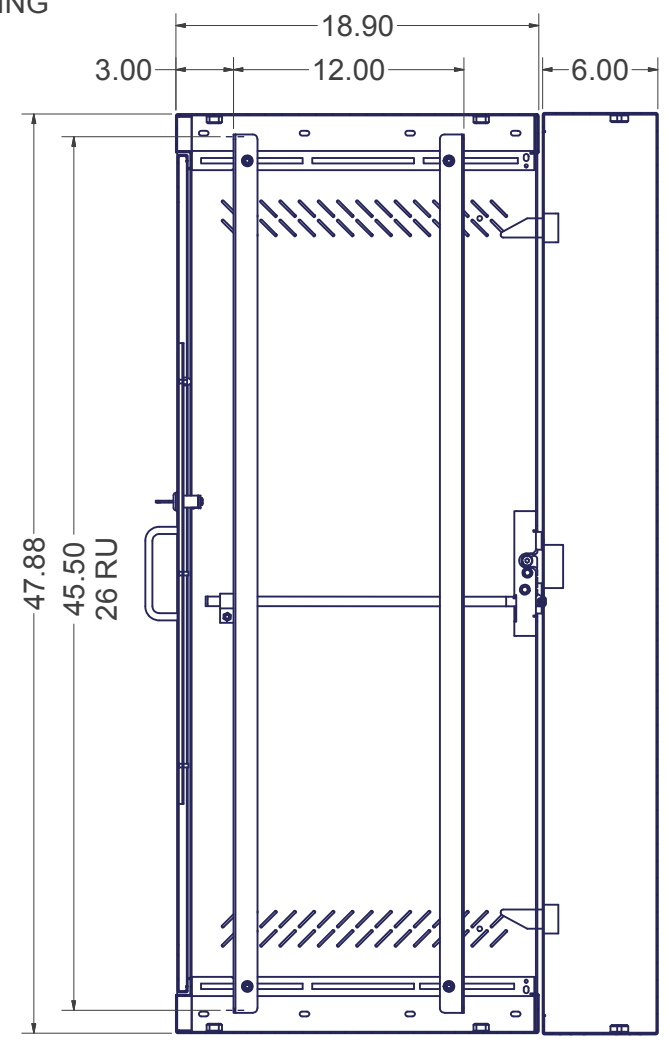
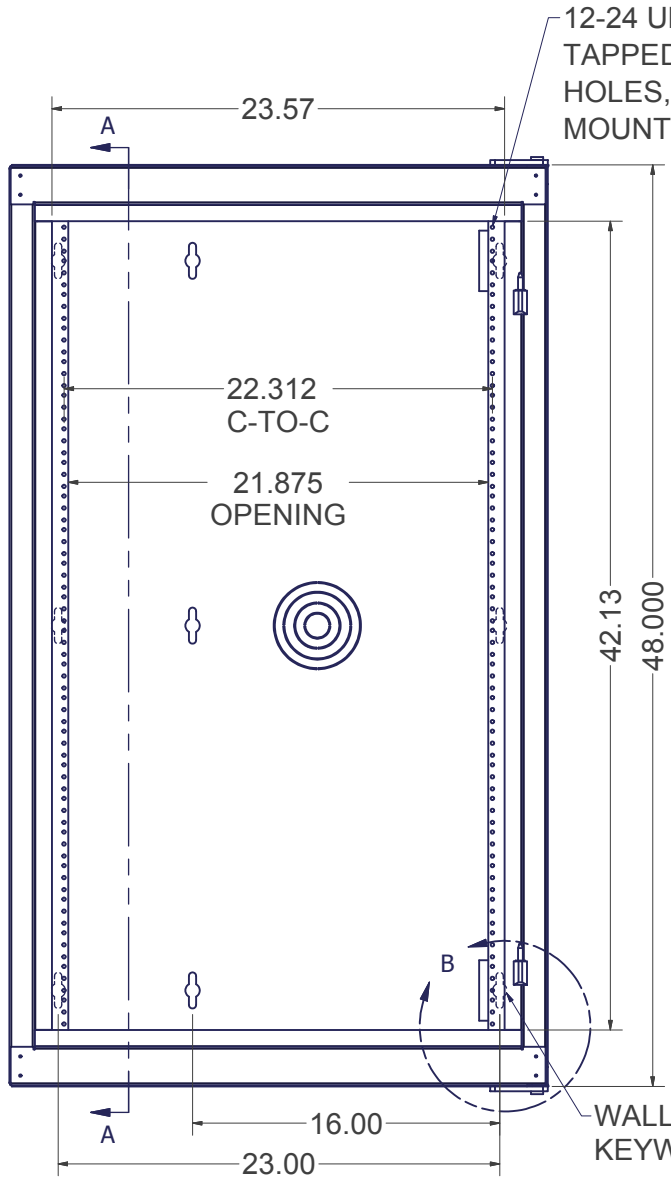


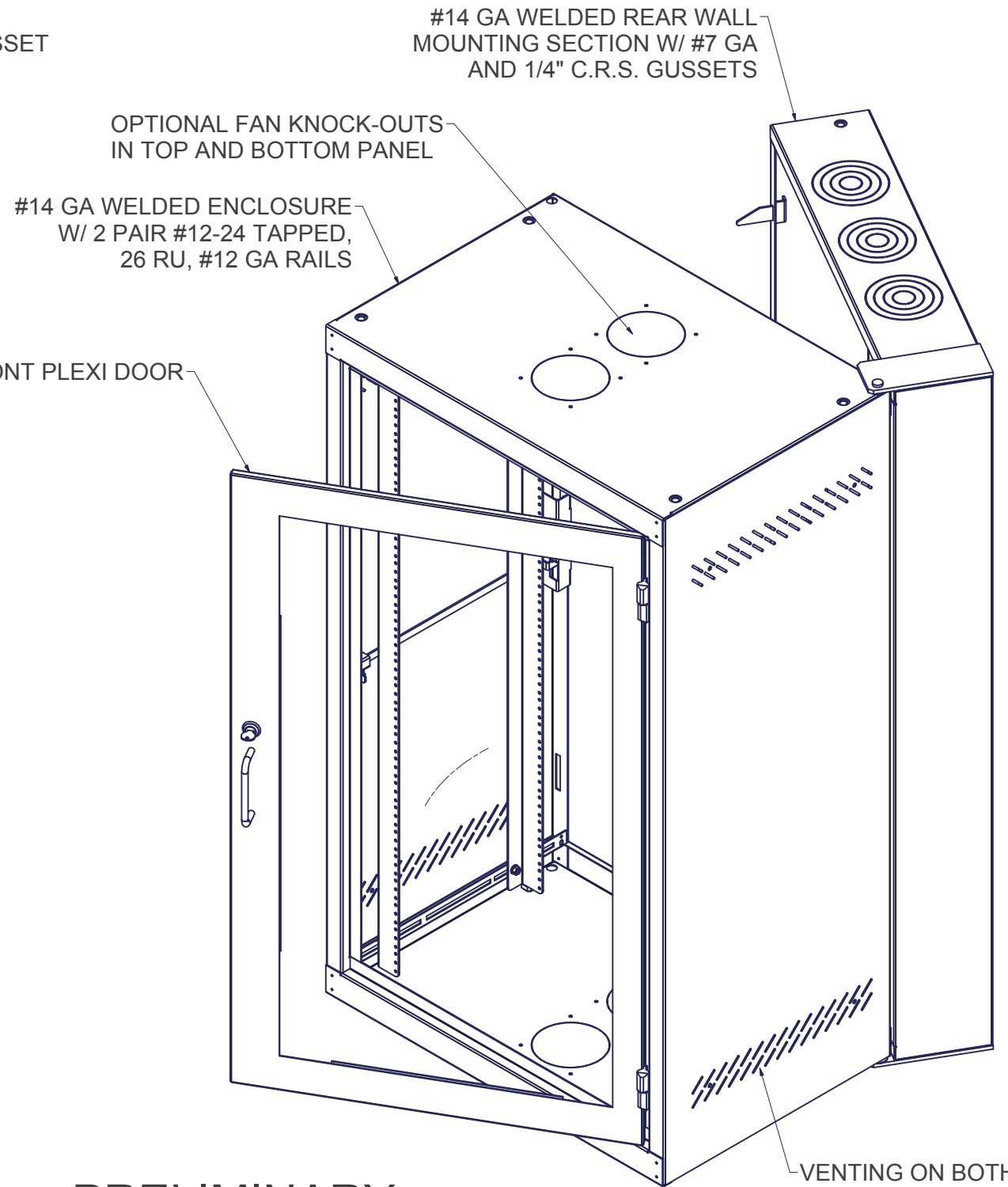
REVISION HISTORY		
REV	DATE	APPROVED
0	8/9/2011	CD



DETAIL B  
ENCLOSURE MOUNTING  
KEYWAY DETAIL  
9 PLACES



SECTION A-A



**PRELIMINARY**

CUSTOMER APPROVAL *	DATE	INTERPRET DRAWING PER ASME Y14.5M-1994 DIMENSIONAL LIMITS APPLY AFTER APPLICATION OF FINISH DRAWING NOT TO SCALE TOLERANCE UNLESS OTHERWISE NOTED: ANGULAR +/- .1" .XXXX +/- .010 .XXX +/- .015 .XX +/- .030 .X FOR REF. ONLY UNLESS OTHERWISE SPECIFIED ALL DIMENSIONS ARE IN INCHES	<b>NOTICE:</b> Use of this document is subject to a confidentiality and nondisclosure agreement with Great Lakes Case & Cabinet Co., Inc. (GLCC) and may not be reproduced, disclosed or utilized in whole or in part without prior written authorization from GLCC.	PART NUMBER: DC#08439X100 QTY PER UNIT: 1 MATERIAL TYPE: CRS MATERIAL GAUGE: VARIES FINISH: BLACK POWDER DRAWN CD 8/9/11 CHECKED WSS 8/9/11	TITLE 48"H x 28"W x 25"D, 23"EIA, #12-24 MOUNTING, "WD" WALL MOUNT GREAT LAKES CASE & CABINET CO., INC. P.O. BOX 551 EDINBORO, PA 16412 PHONE (814) 734-7303 FAX (814) 734-3907 E-MAIL glcc@greatcabinets.com	DWG NO: 1-1731	REV 0	SHEET 1 OF 1
---------------------	------	--	---	--	--	-------------------	----------	--------------